


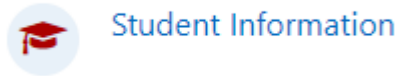
Steps for Online Registration



1. Access your RMC “MyServices”

<https://services.rmc.ca/>

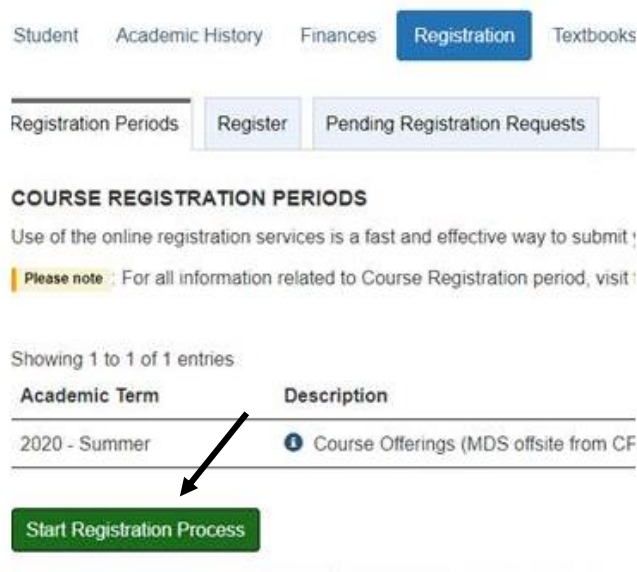
2. Click on “Student Information”



3. Click on “Registration”:



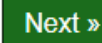
4. Click on “Start Registration Process”:



5. You should be able to see the course options available for your programme:

ie...

☰	Associate Registrar - Graduate - CFC - degree	2020 - Summer - Course Offerings (MDS offsite from CFC)	MPA577 - 2020 - Summer - MPA - Kingston - Dist Education, Moodle -
☰	Associate Registrar - Graduate - CFC - degree	2020 - Summer - Course Offerings (MDS offsite from CFC)	MPA543 - 2020 - Summer - MPA - Kingston - Dist Education, Moodle -
☰	Associate Registrar - Graduate - CFC - degree	2020 - Summer - Course Offerings (MDS offsite from CFC)	MPA539 - 2020 - Summer - MPA - Kingston - Dist Education, Moodle -
☰	Associate Registrar - Graduate - CFC - degree	2020 - Summer - Course Offerings (MDS offsite from CFC)	WS529 - 2020 - Summer - WS - Kingston - Dist Education, Moodle - Rix

6. Proceed with your course selection and click 

Once you submit your registration, a request will be generated to your Department/Programme Chair. After his/her approval, our office will receive your registration request in our queue. Our office will then apply the appropriate fees and generate a request for processing your fees through the Comptroller’s Office.

Please do not hesitate to contact our office for further information at registrar.graduate.studies@rmc-cmr.ca.